

First Assembly of God

HONOLULU HI

CASE STUDY
CHURCH

162.3 kW DC

LG Panels

Enphase M215 Micro-inverters

Zilla Racking

Enlighten Monitoring System

Net Meter Interconnect



PRODUCTION
24,792 kWh / mo
297,501 kWh / yr
7,007,919 kWh / 25yr

ROOF TYPE
Metal (Pre-Coated)


PENETRATION TYPE
VersaBracket


PURCHASE TYPE
PPA Financed by
Pacific Energy Capital


NOTES:
Energy Revenue Monitoring



GREEN BENEFITS

 Tree Equivalent
126,787 / 25yr

 CO2 Offset
10,901,168 lbs / 25yr

 Oil Offset
482,969 gals / 25yr



HAWAII ENERGY CONNECTION™
sustainable energy solutions

99-1350 Koaha Place | Aiea HI 96701 | HawaiiEnergyConnection.com | 808-524-7336 | Contractor #C31046