

The WaterMark

WAIKIKI HI

CASE STUDY

AOAO

182.07 kW DC

LG Panels

Enphase M215 Micro-inverters

Zilla Racking

Enlighten Monitoring System

Net Meter Interconnect





PRODUCTION
28,942 kWh / mo
346,100 kWh / yr
8,152,727 kWh / 25yr

ROOF TYPE
Metal Standing Seam


PENETRATION TYPE
VersaBracket


PURCHASE TYPE
PPA Financed by
Pacific Energy Capital

NOTES:
Energy Revenue Monitoring



GREEN BENEFITS

 Tree Equivalent
147,499 / 25yr

 CO2 Offset
12,681,974 lbs / 25yr

 Oil Offset
581,867 gals / 25yr



HAWAII ENERGY CONNECTION™
sustainable energy solutions

99-1350 Koaha Place | Aiea HI 96701 | HawaiiEnergyConnection.com | 808-524-7336 | Contractor #C31046